






## Coloring Paste URA 410

<b>Range of application</b>	For tinting all LIVOS- Wall & Ceiling Paints and Natural Texture Render.
<b>Technical qualities</b>	Non-fading. Mixable at any ratio with DUBRON Wall & Ceiling Paint No. 400 and ALBION Wall & Ceiling Paint No. 407, maximum addition to ALBION Distemper Paint No. 404: 10 %; to BELSA Natural Texture Render No. 462: 5 %. Limited wipe-ability when used as a full-tone paint.
<b>Full declaration</b>	Water, iron oxide and mineral pigments, beeswax soap, linseed oil - stand oil, dammar resin, natural resin ester, orange oil, Isoaliphates, ethanol, silicic acid, methyl cellulose, borax and boric acid.
<b>Colors</b> All colours are inter-mixable.	005 Sunny yellow 081 Burnt umbra 011 Ochre 101 Black 021 Red ochre 111 Green 041 English red 121 Ultramarine blue 051 Persian red 211 Cream 071 Natural umbra.

### Colour representations

*Please note, the on screen colour representations are not necessarily precise representations of the actual paint colour, because of variance in monitor.*

URA 410 100%	2,5 lt URA 5 lt DUBRON	2x0,375 lt URA 5 lt DUBRON	0,375 lt URA 5 lt DUBRON
 Sun. Yellow			
 Ochre			
 Red Ockre			
 English Red			
 Persian Red			
 Natural Umbra			
 Burnt Umbra			
 Black			
 Green			
 Ultramarine blue			
 Creme			
 Limetree Green			



<b>Coverage</b>	Depending upon the application and the desired color intensity: Examples can be found on the color charts. As a full-tone paint, 1 liter (1.06 fl. quart.) is sufficient for approximately 6 m <sup>2</sup> (65 ft <sup>2</sup> ) per coat, i.e. 167ml/m <sup>2</sup> .
<b>Cleaning up</b>	Clean equipment immediately after use in warm, soapy water using LATIS Intensive Cleaner No. 551.
<b>Drying time</b>	At 23oC (73oF) and 50 % relative humidity, surface may be painted over after 24 hours.
<b>Specific gravity</b>	Approximately 1.1-1.3 g/ml depending upon the color.
<b>Container sizes</b>	0.125 l; 0.375 l; 2.5 l, 5 l.
<b>Storage</b>	Cool, dry and frost free. Please, see label for expiration date. Storage time is limited once container has been opened. Cover with cellophane wrap or aluminium foil.

How to use	URA 410 - Coloring Paste
<b>For use as a gradation paste</b>	For tinting of DUBRON Wall & Ceiling Paint No. 400, ALBION Distemper Paint No. 404, ALBION Wall & Ceiling Paint No. 407 and DUBRON White Plaster No. 465, thoroughly mix the same or twice as much wall paint to the required amount of URA Coloring Paste No. 410, then add this mixture to the remaining wall paint and stir thoroughly. Using a stirring device facilitates an even mixture. Test the coating by means of a test application; final color determination only possible after complete drying. For tinting BELSA Natural Texture Render, please see the directions on the Technical Data Sheet for product No. 462.
<b>For use as a full-tone paint on walls</b>	Only recommended in areas where 100 % abrasion resistance is not necessary. Not suitable for moist areas such as kitchens and bathrooms. The colors red ochre, English red, natural umber, and black produce only a glaze; an even coverage quality is achieved only after 2-3 coats have been applied.
<b>For rustical painting</b>	Add 5-10 % SUNNO Binder No. 451 to URA Coloring Paste. The consistency may be adjusted with the addition of water. For a white coating, or for lightening other colors, DUBRON Wall- and Ceiling Paint No. 400 or ALBION Wall- and Ceiling Paint No. 407 can be used. ARDVOS Wood Oil No. 266 or shellac products are suitable for coating the treated surface. Please, do a preliminary test before applying subsequent coats, as each coating affects the treated surface's coloration.
<b>Important tips</b>	Always stir mixtures thoroughly when using URA Coloring Paste No. 410. Partial separation (especially heavy pigments), does not reflect the quality and effectiveness of the products coating ability. Alterations in color resulting

from a variation of the relevant pigments is possible; for this reason, always purchase containers showing the same batch number if possible.

<b>Range of application</b>	For tinting all LIVOS- Wall & Ceiling Paints and Natural Texture Render.
<b>Technical qualities</b>	Non-fading. Mixable at any ratio with DUBRON Wall & Ceiling Paint No. 400 and ALBION Wall & Ceiling Paint No. 407, maximum addition to ALBION Distemper Paint No. 404: 10 %; to BELSA Natural Texture Render No. 462: 5 %. Limited wipe-ability when used as a full-tone paint
<b>Full declaration</b>	Water, iron oxide and mineral pigments, beeswax soap, linseed oil - stand oil, dammar resin, natural resin ester, orange oil, Isoaliphates, ethanol, silicic acid, methyl cellulose, borax and boric acid.
<b>Colors</b>	005 Sunny yellow 081 Burnt umbra 011 Ochre 101 Black 021 Red ochre 111 Green 041 English red 121 Ultramarine blue 051 Persian red 211 Cream 071 Natural umbra All colors are inter-mixable.
<b>Coverage</b>	Depending upon the application and the desired color intensity: Examples can be found on the color charts. As a full-tone paint, 1 liter (1.06 fl. quart.) is sufficient for approximately 6 m <sup>2</sup> (65 ft <sup>2</sup> ) per coat, i.e. 167ml/m <sup>2</sup> .
<b>Cleaning up</b>	Clean equipment immediately after use in warm, soapy water using LATIS Intensive Cleaner No. 551.
<b>Drying time</b>	At 23oC (73oF) and 50 % relative humidity, surface may be painted over after 24 hours.
<b>Specific gravity</b>	Approximately 1.1-1.3 g/ml depending upon the color.
<b>Container sizes</b>	0.125 l; 0.375 l; 2.5 l, 5 l.
<b>Storage</b>	Cool, dry and frost free. Please, see label for expiration date. Storage time is limited once container has been opened. Cover with cellophane wrap or aluminium foil.
<b>How to use</b>	<b>Coloring Paste - URA 410</b>
<b>For use as a gradation paste</b>	For tinting of DUBRON Wall & Ceiling Paint No. 400, ALBION Distemper Paint No. 404, ALBION Wall & Ceiling Paint No. 407 and DUBRON White Plaster No. 465, thoroughly mix the same or twice as much wall paint to the required amount of URA Coloring Paste No. 410, then add this mixture to the remaining wall paint and stir thoroughly. Using a stirring device facilitates an even mixture. Test the coating by means of a test application; final color determination only possible after complete drying. For tinting BELSA Natural Texture Render, please see the directions on the Technical Data Sheet for product No. 462.
<b>For use as a full-tone paint on walls</b>	Only recommended in areas where 100 % abrasion resistance is not necessary. Not suitable for moist areas such as kitchens and bathrooms. The colors red ochre, English red, natural umber, and black produce only a glaze; an even coverage quality is achieved only after 2-3 coats have been applied.
<b>For rustical painting</b>	Add 5-10 % SUNNO Binder No. 451 to URA Coloring Paste. The consistency may be adjusted with the addition of water. For a white coating, or for lightening other colors, DUBRON Wall- and Ceiling Paint No. 400 or ALBION Wall- and Ceiling Paint No. 407 can be used. ARDVOS Wood Oil No. 266 or shellac products are suitable for coating the treated surface. Please, do a preliminary test before applying subsequent coats, as each coating affects the treated surface's coloration.
<b>Important tips</b>	Always stir mixtures thoroughly when using URA Coloring Paste No. 410. Partial separation (especially heavy pigments), does not reflect the quality and effectiveness of the products coating ability. Alterations in color resulting from a variation of the relevant pigments is possible; for this reason, always purchase containers showing the same batch number if possible.

These directions are the result of long years of research and practical testing. They are backed by our most current expert information. New findings may invalidate this information. This data sheet is meant to serve as information and instruction. No legal liability should be interpreted from it. In case of doubt, please contact the retailer, wholesaler, or manufacturer.