







## Decking Oil ALIS 579

<b>Application range</b>	For exterior timber such as teak, Bangkirai, larch, Douglas pine and cedar. As an initial treatment and for the maintenance of terraces and wooden facades.
<b>Technical qualities</b>	Produces after the 2nd coat a waterproof, water repellent, and UV resistant surface. Revitalized after the treatment.
<b>Full declaration</b>	Linseed oil, wood oil, linseed oil - wood oil - stand oil, orange oil, isoaliphates, linseed oil - stand oil - natural resin ester, earth - and mineral pigments, dehydrated amino sugar and drying agents free of lead.
<b>Colors</b>	022 boxwood 048 chestnut* 068 light teak 072 oak 101 black 554 Oregon pine 593 larch * Corresponds to the color tone of many exotic hardwood. Depending on the type of wood and the surface roughness, the color impression can vary considerably. The rougher the wood, the darker the color.
<b>Color chart</b>	boxwood (579-022)  chestnut (579-048)  light teak (579-068)  oak (579-072)  black (579-101)  Oregon pine (579-554)  larch (579-593)

Color deviations might occur due to the version and resolution of your computer.



<b>Application method</b>	Stir thoroughly and remove possible skin formed on surface. 2 Coats with a brush or roller in the direction of the wood grain and by temperatures above 10°C (50°F) and low humidity and dry weather. Apply 3 coats on windows and facades. Spread after 5 – 10 minutes the excess surface oil with a brush.
<b>Coverage</b>	Must be determined by doing a test application. For profiled (fluted) terrace wood: First coat: 1 liter (1.06 quart) is sufficient for approximately 7 m <sup>2</sup> (75 ft <sup>2</sup> ), i.e. 140ml/m <sup>2</sup> . Second coat: 1 liter (1.06 quart) is sufficient for approximately 35 m <sup>2</sup> (377 ft <sup>2</sup> ), i.e. 30ml/m <sup>2</sup> . On planed wood the consumption can be up to 3 times less.
<b>Cleaning</b>	Clean equipment immediately after use with SVALOS Thinner No. 222 or LEVO Brush Cleaner No. 997.
<b>Drying time</b>	At 23 °C (73 °F) and 50% relative humidity: approximately 5 to 8 hours. The 2nd and 3rd coat can be applied after approximately 18 hours. At higher temperatures, please consider shorter drying times, and by lower temperatures, longer drying times.
<b>Specific gravity</b>	Approximately 0.87 g/ml.
<b>Safety advice</b>	Always be sure to store and then dispose of cleaning cloths, polishing pads, sponges, etc. that are still wet or even slightly moist with ALIS Decking Oil No. 579 in an airtight metal container or in water, as there is a danger of spontaneous combustion caused by the plant oil content. The product itself will not combust spontaneously. Contains limonene and Cobalt (2+) salts. Can cause allergic reactions. R 43 May cause sensitization by skin contact. S 2 Keep out of the reach of children. S 24 Avoid contact with skin. S 37 Wear suitable gloves. S 62 If swallowed, do not induce vomiting: seek medical advice immediately and show this container or label.
<b>Disposal</b>	According to locally regulated laws.
<b>Container sizes</b>	0.25 l; 0.75 l; 2.5 l; 5 l; 10 l; 30 l.
<b>Storage</b>	Cool and dry. Please see label for expiry date.
<b>Important tips</b>	<b>ALIS 579 Decking Oil</b>
<b>Preparation</b>	The surface must be absorbent, solid, clean, dry and free of dust. When necessary, remove algae, mushrooms, etc. with GLOUROS Cleaner No. 1806 completely.
<b>Application</b>	Stir thoroughly and remove possible skin formed on surface. <b>Terraces</b> Apply two coats by brushing in the direction of the wood grain at temperatures above 10 °C (50 °F), low humidity and dry weather. After 5 .10 minutes spread the unabsorbed oil with a brush. <b>Facades</b> Apply three coats by brushing in the direction of the wood grain.
<b>Cleaning</b>	Clean with GLOUROS Cleaner No. 1806 at least once a year.
<b>Care and cleaning</b>	Do after care with ALIS Decking Oil No. 579 when the surface wear marks becomes visible or when the surface looks matt.

**Important tips**

Please treat strongly weathered exterior areas, such as porch floorings or wooden fences only when the wood is completely dry. As the moisture content of Bangkirai and teak decreases very slowly, these kinds of wood should be treated during a dry weather period only. On the evening before the application, protect the dry decking against dew by covering it with a tarpaulin. The product odor might last until drying is complete.

These directions are the result of long years of research and practical testing. They are backed by our most current expert information. New findings may invalidate this information. This data sheet is meant to serve as information and instruction. No legal liability should be interpreted from it. In case of doubt, please contact the retailer, wholesaler, or manufacturer.